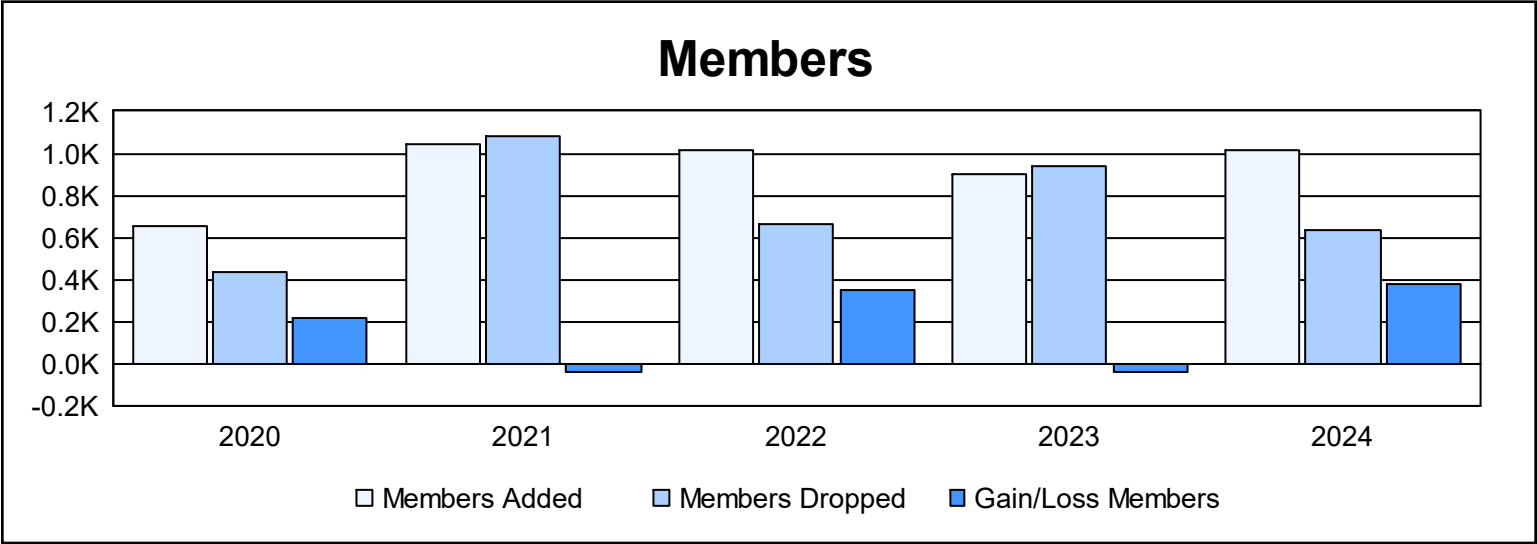
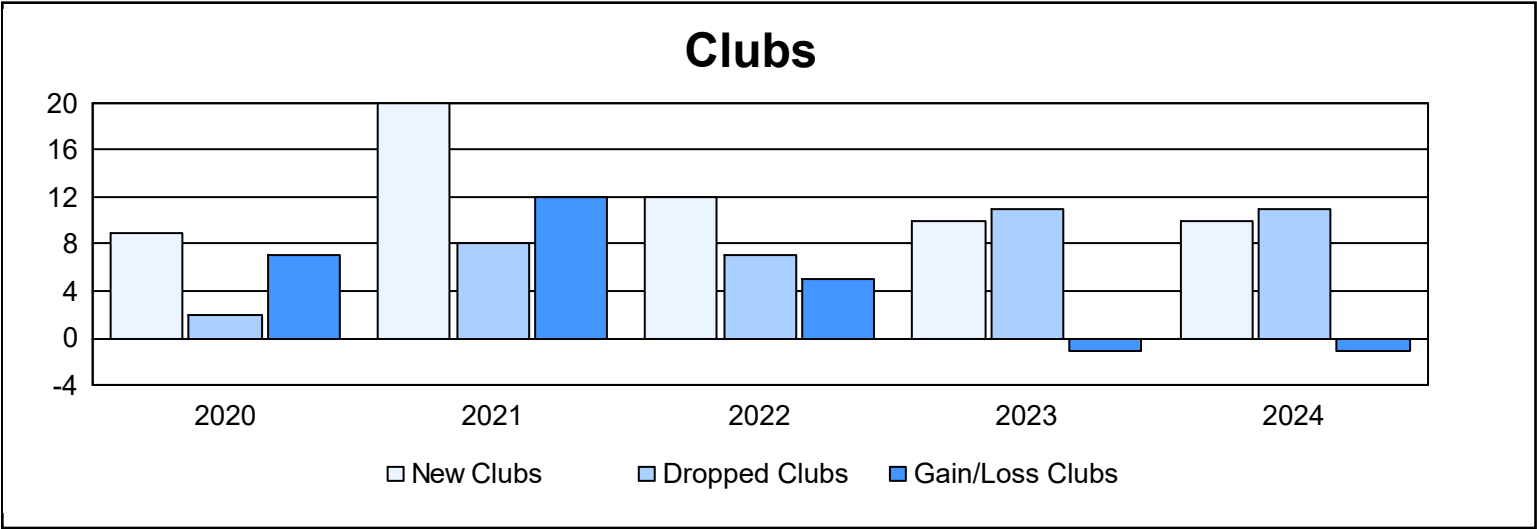
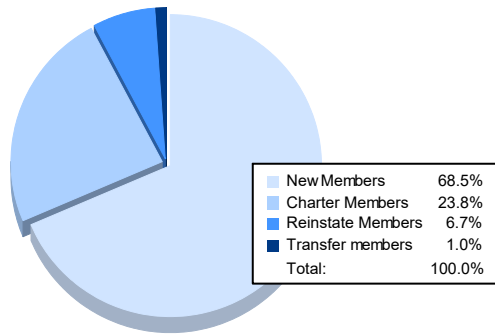


Year	New Clubs	Dropped Clubs	Gain/ Loss Clubs	New Members	Charter Members	Reinstate Members	Transfer Members	Total Member Added	Total Members Dropped	Gain/ Loss Members
2019-2020	9	2	7	363	253	27	9	652	431	221
2020-2021	20	8	12	486	496	41	16	1,039	1,078	-39
2021-2022	12	7	5	522	374	107	13	1,016	662	354
2022-2023	10	11	-1	537	282	56	23	898	935	-37
2023-2024	10	11	-1	695	241	68	10	1,014	639	375
Average	12	8	4	521	329	60	14	924	749	175



Membership Composition June 2024 Cumulative



Gender Composition June 2024 Cumulative

